MOSO® Bamboo Outdoor Decking

Bamboo N-durance® Care & Cleaning

N-durance® Weathering

MOSO® Bamboo Outdoor Decking is a natural product that performs well in virtually any climate. MOSO® Bamboo N-durance® will require annual maintenance to retain its warm amber color. It has similar performance properties to outdoor-rated exotic hardwoods and should be cared for similarly.





Recently oiled deck ↑

The surface of decking will weather under the influence of wind, rain, frost, and sunshine (UV). As a result, the surface turns gray. Dirt will accumulate; splinters and small fissures may also appear. The best time for initial maintenance is a few months (3-4) after installation to allow for the grain to open up and allow a better absorption of the finish.



N-durance® Weathering (cont'd)

The MOSO® Bamboo N-durance® Decking Board is a natural product with some variation in color, grain, and appearance. The color and texture will change over time, depending on the maintenance schedule. Irregularities (e.g. cracks, splinters) may be reduced with regular maintenance using Woca Exterior Wood Oil or Messmer's Bamboo Oil.

N-durance® oiled



N-durance® 1 yr w/o maintenance

moso® bamboo outdoor

MOSO® Bamboo Outdoor Decking

Bamboo N-durance® Care & Cleaning

When to Clean

The boards have a warm, amber color when installed, which slowly lightens in the months after installation. Without further maintenance, the color will turn gray as a result of UV radiation (similar to most other wood species) and the surface of the boards become slightly rougher.





Annual maintenance with Woca Exterior Wood Oil, or Messmer's Bamboo Oil is required to maintain the warm, amber color and the surface mildew resistance. The boards must be cleaned before oiling.



Order Online: Woca Exterior Oil, Color: Teak = factory finish

Order Online: Messmer's Bamboo Oil = alternative finish

moso® bamboo outdoor

MOSO® Bamboo Outdoor Decking

Bamboo N-durance® Care & Cleaning

Cleaning Video



Continue to next page for graphical guide

bamboo outdoor

MOSO® Bamboo Outdoor Decking

Bamboo N-durance® Care & Cleaning

Preparation & Cleaning

1. Sweep with a broom or blow off with a leaf blower any loose debris.





2. Mix Woca Exterior Wood Cleaner with water in the ratio 1:2 and apply it to the surface. If the decking is extremely dirty, exterior cleaner may be used undiluted.

3. Using a silicon carbide broom, scrub the soaked material lengthwise following the bamboo grain until the material appears clean. First scrub at an angle of 45 degrees before scrubbing in the lengthwise direction.



then



Alternatively you may use a machine disk, in which this scrubbing pattern is not necessary.



NOTE: Never use a pressure washer on MOSO® Bamboo Decking!



moso® bamboo outdoor

MOSO® Bamboo Outdoor Decking

Bamboo N-durance® Care & Cleaning

Preparation & Cleaning (cont'd)

4. Rinse thoroughly with clean water. If stains still remain, repeat cleaning process (starting with step 2).



NOTE:

If some deeper stains remain after cleaning on the surface of the material, we recommend sanding (100 grit, in length grain direction).





After the surface has been sanded, it must first be prepared with a water-based Woca Primer before applying the finish.

Clean the surface by rinsing thoroughly with clean water to ensure that the surface is clean before oiling.



IMPORTANT: Leave MOSO® Bamboo N-durance® to dry for approx. 24 hours. The material must be completely dry before oil treatment can be done.



moso® bamboo outdoor

MOSO® Bamboo Outdoor Decking

Bamboo N-durance® Care & Cleaning

Application of oil

The factory applied finish is Woca Exterior Wood Oil color: Teak. If Woca products are not available in your area, any penetrating exterior wood oil in the color of your choice is acceptable.



OR





- Before applying Woca oil, always make sure the decking is clean, dry, free of dust or dirt, and without any coating. Never work on a deck in direct sun.
- Apply in dry weather only. Avoid direct sunlight and high temperatures.

The oil is cream-colored when it is wet. After a few minutes, the material has an oily appearance as the water is evaporating.



moso® bamboo outdoor

Application of oil (cont'd)

- Follow all the manufacturer's instructions. **It is important to know that MOSO® Bamboo N-durance is not porous and will not absorb finish like wood.**
- Wipe off any excess oil with clean cotton cloths between 10-15 minutes. This may be contrary to finish manufacturer's instructions.
- **Take particular care to remove excess oil from joints and grooves.**



PRO TIP: Pay attention to the cut ends of the boards, which tend to absorb more water, finish well to prevent water penetration.

When the material is dry, it may be polished with a polishing pad or polishing machine to ensure an extra hard-wearing surface. It takes 24 to 48 hours for the oil to harden thoroughly, depending on weather conditions and outdoor temperature. The material should not be exposed to water during this period.



Application of oil (cont.)

It is virtually impossible to permanently damage MOSO® Bamboo N-durance® when cleaning or finishing. Most finishes will not penetrate deeply into the material and can be sanded off if the result is undesired.



NOTE: If necessary, repeat the oiling process.

If you still have questions, please reach out to us:
phone: 855-343-8444
email: info@moso-bamboo.com

moso® bamboo outdoor

MOSO® Bamboo Outdoor Decking

Bamboo N-durance® Care & Cleaning

Around Swimming Pools



As with any wood product used outdoors, there is always a risk of raised fibers arising; however, raised fibers from MOSO® Bamboo Decking are normally smaller than (tropical) hardwood splinters.



Regular cleaning, maintenance, and application of oil (more frequently around swimming pools) is recommended to keep the surface smooth.

To prevent surface dirt, cleaning solutions, and/or oil from running into the pool, best practice is to pitch the deck surface away from the pool at a 1-2% grade.





Should raised fibers develop, scrubbing the surface with a stiff bristle brush will quickly remove most fibers. In some instances, sanding the area smooth may be required.

moso® bamboo outdoor

MOSO® Bamboo Outdoor Decking

Bamboo N-durance® Care & Cleaning

Snow conditions

Use a broom or soft bristle brush for snow. For heavier snows use a hard plastic snow shovel with rounded corners to prevent scratches to your deck.





Never use a piece of power equipment (like a snow blower) to remove snow.



Always shovel along the length of the boards, never across.



Rock salt is not a recommended de-icer. Use only products that are pet safe, urea-free and salt-free, such as magnesium-chloride-based deicers.

moso® bamboo outdoor