MOSO® Bamboo Outdoor Decking

Bamboo Thermo® Care & Cleaning

Thermo® Weathering

MOSO® Bamboo Outdoor Decking is a natural product and will perform well in virtually any climate. MOSO® Bamboo Thermo® can be left to weather to a pleasant gray color, or it can be maintained to retain its dark color. It has similar performance properties to outdoor-rated exotic hardwoods and should be cared for similarly.



Weathered deck



Recently oiled deck

The surface of decking will weather under the influence of wind, rain, frost, and sunshine (UV). As a result, the surface turns gray. Dirt will accumulate; splinters and small fissures may also appear. The best time for initial maintenance is a few months (3-4) after installation to allow for the grain to open up and allow a better absorption of the finish.



moso® bamboo outdoor

MOSO® Bamboo Outdoor Decking

Bamboo Thermo® Care & Cleaning

Weathering (Cont.)

Please be aware--irregularities (e.g. cracks, splinters) may be more visible on the smooth surface than on the reeded surface.



With regular maintenance using Messmer's Deck Cleaner, this will be reduced.



moso® bamboo outdoor

MOSO® Bamboo Outdoor Decking

Bamboo Thermo® Care & Cleaning

Managing Evaporation Marks

If standing water is allowed on the surface of the deck, you'll be likely to see see water evaporation marks, especially in humid climates and newly installed decks. This is easily fixed with cleaning.

To avoid water pooling and marks created by evaporation, install the deck with a 1-2% pitch, and in poolside applications, ensure the pitch directs away from the pool.





For quick spot cleaning of evaporation marks, mix 1/4 vinegar to 3/4 water in a spray bottle. Spray and scrub lightly with a scrub brush. Leave to air dry.

Additionally, it may be helpful to brush standing water off the deck promptly so that it evaporates cleanly.

Spot Cleaning Demonstration:



moso® bamboo outdoor

MOSO® Bamboo Outdoor Decking

Bamboo Thermo® Care & Cleaning

When to Clean

MOSO® Bamboo Thermo® can be left to weather to a beautiful silver-gray...



...or oiled periodically to maintain its rich brown color.



PRO TIP: Minimum recommended maintenance is annual cleaning with Messmer's Wood & Deck Cleaner or other oxalic acid based cleaner.





Messmer's Wood and Deck Cleaner - Part A

Messmer's Wood and Deck Cleaner - Part A - 16 ounce jarPowdered concentrate cleans up to 60...

World of Stains / 16.95 Price: $

moso® bamboo outdoor

MOSO® Bamboo Outdoor Decking

Bamboo Thermo® Care & Cleaning

Cleaning Video



Continue to next page for graphical guide



bamboo outdoor

MOSO® Bamboo Outdoor Decking

Bamboo Thermo® Care & Cleaning

Preparation & Cleaning

1. Sweep with a broom or blow off with a leaf blower any loose debris.





2. Apply Messmer's Hardwood cleaner with a pump sprayer. Mix to instructions on packaging. Spray the surface with cleaner and allow to rest on surface for 15-20 minutes.

3. Using a silicon carbide broom or stiff bristle Palmyra brush, scrub the soaked material lengthwise following the bamboo grain until the material appears clean. First scrub at an angle of 45 degrees before scrubbing in the lengthwise direction.



then



Alternatively you may use a machine disk, in which this scrubbing pattern is not necessary.



NOTE: Never use a pressure washer on MOSO® Bamboo Decking!



moso® bamboo outdoor

Preparation & Cleaning (cont'd)

4. Rinse thoroughly with clean water. If stains still remain, repeat cleaning process (starting with step 2).



NOTE:

If some deeper stains remain after cleaning on the surface of the material, we recommend sanding (100 grit, in length grain direction).





Clean the surface by rinsing thoroughly with clean water to ensure that the surface is clean before oiling.

If you do not intend to oil finish the deck surface, you may stop here!



Leave MOSO® Bamboo Thermo® to dry for approx. 24 hours before oiling. The material must be completely dry before finish can be applied.

moso® bamboo outdoor

MOSO® Bamboo Outdoor Decking

Bamboo Thermo® Care & Cleaning

Application of Messmer's Bamboo Finish Oil

Finishing or not finishing has no bearing on MOSO® Bamboo Thermo®'s warranty. Relatedly, MOSO does not warranty finishes or the application thereof.

- After you have purchased and installed our unfinished decking and choose to apply a finish, please let the deck boards acclimate to the environment for **10-12 weeks.**
- It is NOT necessary to finish the decking immediately after installation.
- Please clean your deck with a deck cleaner (Messmer's), allow to dry completely before application of your finish.





MOSO® recommends:
www.messmers.com/moso
[Purchase here]

- If Messmer's finishes are unavailable in your area, any penetrating oil finish for exterior hardwoods is acceptable.
- Products labeled exterior hardwood oil finishes are recommended.
- **Avoid Acrylic or latex finishes.**



moso® bamboo outdoor

Application of Messmer's Bamboo Finish Oil (cont'd)

- Follow all the manufacturer's instructions. **It is important to know that MOSO® Bamboo Thermo is not porous and will not absorb finish like wood.**
- Wipe off any excess oil with clean cotton cloths between 10-15 minutes. This may be contrary to finish manufacturer's instructions.
- **Take particular care to remove excess oil from joints and grooves.**



PRO TIP: Pay attention to the cut ends of the boards, which tend to absorb more water, finish well to prevent water penetration.



It is virtually impossible to permanently damage MOSO® Bamboo N-durance® when cleaning or finishing. Most finishes will not penetrate deeply into the material and can be sanded off if the result is undesired.

If you still have questions, please reach out to us:
phone: 855-343-8444
email: info@moso-bamboo.com

moso® bamboo outdoor

MOSO® Bamboo Outdoor Decking

Bamboo Thermo® Care & Cleaning

Around Swimming Pools

As with any wood product used outdoors, there is always a risk of raised fibers arising; however, raised fibers from MOSO® Bamboo Decking are normally smaller than (tropical) hardwood splinters.





Regular cleaning, maintenance, and application of oil (more frequently around swimming pools) is recommended to keep the surface smooth.

To prevent surface dirt, cleaning solutions, and/or oil from running into the pool, best practice is to pitch the deck surface away from the pool at a 1-2% grade.





Should raised fibers develop, scrubbing the surface with a stiff bristle brush will quickly remove most fibers. In some instances, sanding the area smooth may be required.

moso® bamboo outdoor

MOSO® Bamboo Outdoor Decking

Bamboo Thermo® Care & Cleaning

Snow conditions

Use a broom or soft bristle brush for snow. For heavier snows use a hard plastic snow shovel with rounded corners to prevent scratches to your deck.





Never use a power piece of equipment to remove snow.



Always shovel along the length of the boards, never across.



Rock salt is not a recommended de-icer. Use only products that are pet safe, urea-free and salt-free, such as magnesium-chloride-based deicers.

moso® bamboo outdoor